

When starting a new unit in science or social studies I try to incorporate the concepts into a variety of lessons across curriculum areas including reading and writing. Knowing that I need to provide activities and strategies to meet the diverse language needs of my students I look at high and low tech opportunities to build concepts and check for understanding. I am an internet junkie and will troll through Google looking for connections to a specific book or group of books I might use. Boardmaker Share is a fantastic resource for premade visuals and AT resources that may be modified to meet the needs of specific students. I also look at what the general education teachers in my building are using and think about how I can modify or include similar activities with my students.

Not pictured are activities like dressing a child in the class as we read the story multiple times or tracing a child from the class and adding paper clothing to our life size child. After tracing and dressing the paper child we then label the articles of clothing. I use a pocket chart with sentence strips to help create and recreate patterned sentences to reinforce color words, clothing and sentence structure. Putting the vocabulary on a portable word wall or device helps give a voice to all.

A unit evolves over time. Any time I use a unit I review the different components and add or change activities for the students I am working with that year. I save a copy of all materials in a large zip lock bag in my file cabinet. I have included some of the components that I have gathered for *The Jacket I Wear in the Snow* as well as a listing of internet resources I have used.

The Jacket I Wear in the Snow

by Shirley Neitzel

Activity links:

<http://www.makinglearningfun.com/themepages/TheJacketIWearintheSnow.htm>

Many of these activities found on this link can be used with any winter theme as well as with the book *The Jacket I Wear in the Snow*.

- Letter Tile Cards For Jacket I Wear
- Class Book for Jacket I Wear
- Bookmark for Jacket I Wear
- Shadow Match File Folder Game for Jacket I Wear
- Mitten Match Worksheet for Jacket I Wear
- Draw My Other Mitten for Jacket I Wear
- Numeric Order Worksheet for Jacket I Wear
- Felt Board for Jacket I Wear
- Story Retelling Pieces for Jacket I Wear

<http://www.calicocookie.com/jacket.html>



-Use Boardmaker symbols to create slotting activity to put picture/word into sentences

-Use the sentences to create student books with their winter clothing

-Put sentences on voice output device to enable participation for all students

<http://writingeverydayworks.wordpress.com/2009/02/01/the-jacket-i-wear-in-the-snow/>

-visuals of incorporating bulletin boards and graphing activity

<http://www.kellyskindergarten.com/Monthly%20Centers/January/JanuaryCenters.htm>

Writing:



My Winter Clothes Flap Book--Copy both sheets of clothing and 2 lined papers for each child. Place one sheet of lined paper under each clothing sheet and staple both to a 12x18 sheet so that an entire picture is visible. Cut along the lines so that each piece of clothing is separate. Children lift the flaps and write about their own winter clothing and color the pictures to match.

Link includes printable activities listed below

1. plain lined papers (more advanced writers)
2. Cloze sentences (beginning writers)
3. Clothing Sheet 1
4. Clothing Sheet 2

<http://kizclub.com/reading2.htm>

Online books that can be printed or read to the student for a variety of topics and concepts

Story patterns for trade books that can be used for retelling, sequencing, partner assisted scanning



[Read the Story](#)
[Print the Story](#)

<http://www.speakingofspeech.com/uploads/JacketIWearintheSnow.pdf>

Winter Themes

Winter Season Board Games by Sarah Patton. Use game piece markers, die or spinner, and stimulus materials for each student. This open-ended activity can be used with mixed groups on all kinds of skills. Posted 12/4/06.

Vocabulary Cards for THE JACKET I WEAR IN THE SNOW. Use these cards to introduce story vocabulary, match to illustrations in the book, and for sequencing activities. Print 2 sets for matching and memory games. From Jenny House. Posted 1/8/07.

Winter Lotto from Gretchen Curtis. For lotto games, print 2 copies of each board, cut one apart for matching cards. Posted 1/26/07.

Winter Time Rebus Story

Symbol-text fill-in-the-blank activity. Posted 11/21/05.

Winter Articulation Practice Page

by Margaret Connors. Posted 2/8/07.

Snowman Game for artic, language, and/or fluency practice.

Winter Holiday Bingo for articulation, language, and fluency. Created by Cynthia McClure. Posted 11/20/07.

Winter Activity Match Game Students match activities with related items. Created by Diane Holmes. Posted 12/7/07.

Mitten Description Colorful pairs of mittens are used to elicit adjectives in phrases and sentences. Directions included with the materials. Created by Heather Vanh. Posted 12/29/07.

Snowflake Prepositions Colorful pictures elicit winter object names and prepositions. Directions included with materials. Created by Heather Vanh. Posted 12/29/07.

Winter /s/ Blend Practice from Tracy Boyd. Print as a single copy and use "as is" or cut the stimulus cards apart for programmed sentence practice. Print 2 copies to play Go Fish and Memory.

Big/Little Winter Homework from Angie Schultz. Posted 3/16/09.

Visual Supports for "The Jacket I Wear in the Snow" by Shirley Neitzel. Contributed by Susan Hartzell. Posted 12/9/10.

Winter Sentence Scramble Posted 2/23/11.

Snowman Comparison Materials with symbol/text sentence strips to facilitate language. Posted 2/23/11.

http://www.abcteach.com/free/b/booklet_clothes_winter.pdf

Little reader that a picture of students can be added with a descriptive word to create student or class books.

Boardmaker Share

-Winter Clothes Puzzle

-Jacket I Wear In the Snow (book with symbols to support text)

Tar Heel Readers

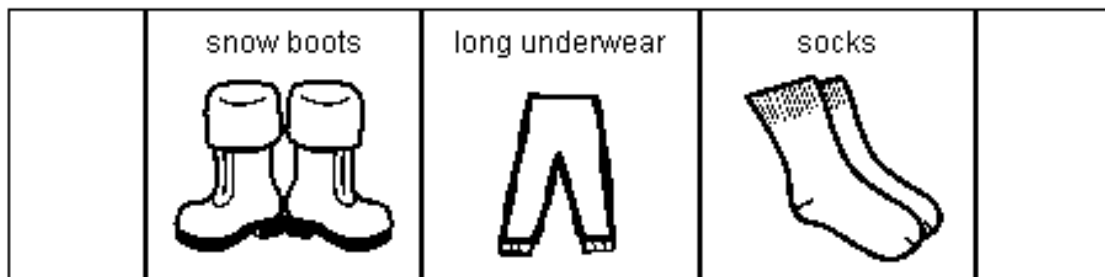
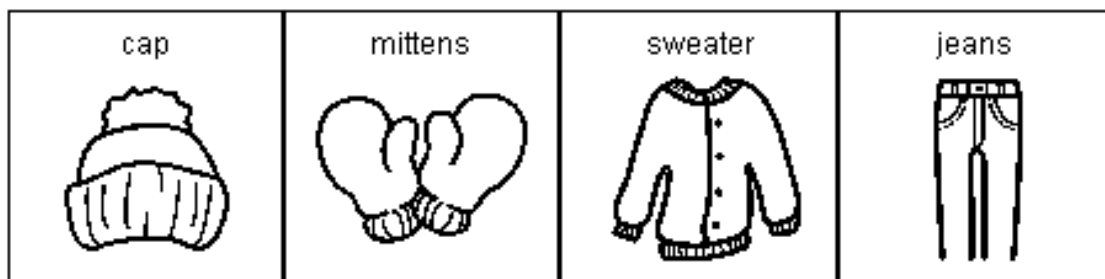
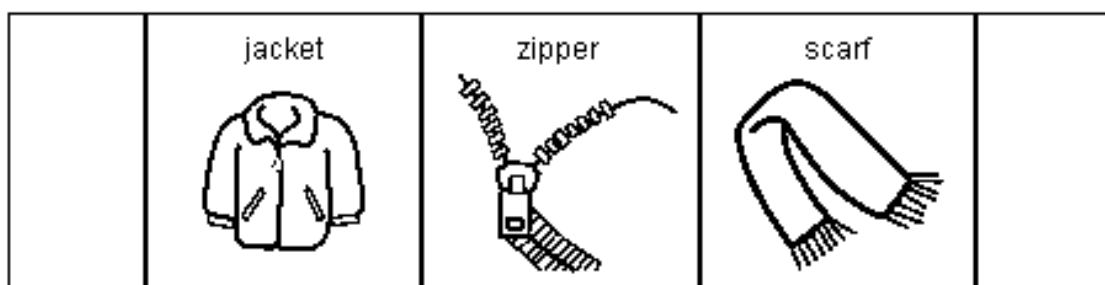
Winter Clothes
by Renea Westney

Winter Clothes
By kristenstrong

Weather
By RFrederick

The Jacket I Wear in the Snow by Shirley Neitzel

1. Color pictures
2. Cut along thick black line.
3. Glue strips together as indicated.
4. Decorate snowman and cut slits as indicated.
5. Retell the story using picture strip and snowman.



Vocabulary for *The Jacket I Wear in
the Snow*

by Shirley Neitzel

jacket



hat



mittens



jeans



sweater



scarf



socks



long underwear





boots




Essential Questions for *The Jacket I Wear in the Snow*
by Shirley Neitzel


Who went to play in the snow?




What did the girl put on
before she went outside?




Who helped her put on her clothes?




What did they do after the girl played outside?




Is it hot or cold outside in the winter?



How would you feel if you wore a swimsuit in the snow?



Why did the little girl cry?



Answers to Questions

<p>girl</p> 	<p>teacher</p> 	<p>kitten</p> 
<p>winter clothes</p> 	<p>bathing suit</p> 	<p>spacesuit</p> 
<p>mom</p> 	<p>dad</p> 	<p>grandparents</p> 
<p>drink hot chocolate & eat donuts</p> 	<p>eat turkey dinner</p> 	<p>go to bed</p> 

Name: _____

What Should I Wear?

hat



hands



snow boots



legs



scarf



head



pants



neck



mittens



feet

